



IXTRACK T3/T4/T6

TRAILED FIELD SPRAYERS

WHEN FARMING MEANS BUSINESS

Realising the full potential of farming is about growing and developing your business, not only your crop or livestock, but also your profit. Improve productivity and profitability by focusing on the positives and minimising disadvantageous aspects, through strong, dedicated management.

Success springs from determination and clear targets, from laying down the appropriate strategy and allocating correct investments for the future.

Quality results require the right ideas and equipment. When there is work to be done, you need the optimal setup and smart solutions that support you towards an easier, more profitable way of working.

You need solutions that make tough and demanding conditions less complicated.





SPRAY

Efficient spraying is a decisive factor when securing yield, quality and protection of crops and environment.

YOUR KVERNELAND

INTELLIGENT FARMING SOLUTIONS



Choose the best farming solution for you and your land. Combine the highest possible yields with sustainability. This will start with the correct tillage. The choices you make depend on various factors and has to match your specific circumstances, like soil structure, crop rotation, residue management, economic and ecological viabilities.

The choice is yours!

You must consider environmental and legal issues. From conventional methods to conservation tillage: the balance of operations at the right time has to be found to achieve high yields with the best soil condition (air, moisture, biological activity, etc.) with a minimum amount of energy, time and investment. For this, Kverneland offers a full range of intelligent farming solutions.



Kverneland Group

Kverneland Group is a leading international company developing, producing and distributing agricultural machinery and services.

Strong focus on innovation allows us to provide a broad product range with high quality. Kverneland Group offers an extensive package aimed at the professional farming community, covering the areas of soil preparation, seeding, forage and bale equipment, spreading, spraying and electronic solutions for agricultural tractors and machinery.

SMART FARMING

CONVENTIONAL AND CONSERVATION TILLAGE

CONVENTIONAL TILLAGE

Conventional Tillage

- **Intensive** method of cultivation
- Complete soil inversion e.g. by a plough
- Less than 15-30% crop residues left on soil surface
- Seedbed preparation done by an active tool or special seedbed harrow
- High phytosanitary effect by reduced pressure of weed and fungi diseases - fewer herbicides and fungicides needed
- Better dry-off and faster increase of soil temperature for better nutrients absorption

CONSERVATION TILLAGE

Mulch Tillage






















- **Reduced** intensity in terms of depth and frequency
- More than 30% of residues are left on soil surface
- Extended repose period of the soil
- Cultivator and/or discs incorporate the crop residues within the top 10cm of soil for stable bearing soil
- Full-width tillage - seedbed preparation and seeding in one pass
- Protection against soil erosion; reduce soil loss by run-off and improve water storage capacity.
- Improvement of soil moisture retention

Strip Tillage


- **Zonal strip loosening** before or during seeding of up to 1/3 of the row width (Loibl, 2006). Up to 70% of the soil surface remains untouched
- Strip-till combines the soil drying and warming benefits of conventional tillage with the soil-protecting advantages of no-till by disturbing only the area of the soil where the seeds are placed
- Exact fertilising deposit
- Soil protection against erosion and drought

Vertical Tillage / No-Till

- **Extensive** method
- Working soil vertically avoids additional horizontal layers or density changes
- Increasing water infiltration, root development and nutrient take-up
- Plants' roots dictate the overall health of the plant, as they deliver nutrients and water throughout the season, contributing to a higher yield
- A strong set of roots make plants more resistant to wind and drought.
- Lower energy input required

KVERNELAND'S INTELLIGENT FARMING SOLUTION			Method	Deep Tillage (not a must)	Basic Tillage	Seedbed Preparation	Seeding	Spreading	Spraying	
CROP ESTABLISHMENT SYSTEMS	CONSERVATION	extensive	Soil coverage after Seeding	Vertical Tillage shallow tillage						
		> 30%		Strip Tillage stripwise loosening						
	CONVENTIONAL	intensive	Soil coverage after Seeding	Mulch Seeding without soil inversion						
				15 - 30%	Reduced Till without soil inversion					
		up to 15%	Conventional with soil inversion							

CLASSIFICATION OF TILLAGE METHODS KVERNELAND (Source: adapted from KTBL)



PRECISION

PRODUCTIVITY

EFFICIENCY



PRECISE, EASY AND COST EFFECTIVE SPRAYING EVERY CROP DESERVES THE BEST CARE

Efficiency

When farming means business, efficient management of your crop protection to secure a profitable harvest is a decisive factor. Every crop deserves the best care: the right actions at the right moment.


Productivity

When farming the land you need to respond to specific demands of your crop. Raising productivity and output requires more precision in farming. You are facing specific field conditions, that may vary a lot, and weather conditions that could change per hour. Details in timing and execution can have a major impact.

Precision

High precision spraying is an important factor. You want to be sure that the product you apply is perfectly dispersed giving value out of every drop of spray liquid, even at high speed. The job has to be done with the highest possible efficiency. You want to cut back waste, reduce input costs and minimise the impact on the environment.

*With a Kverneland sprayer you are sure
that your crop gets the best care*



LIQUID MANAGEMENT

CONNECTIVITY

STABILITY

EASE OF USE

INTELLIGENT
ELECTRONICS

PRECISION




OPTIMISE PRECISION AND COMFORT TO GROW THE BEST CROPS



Ease of Use

The iXtrack T trailed sprayer range is developed in cooperation with farmers and designed for precise, easy and cost effective spraying. Means suitable for every farmer.



Intelligent Electronics

Simple control to boost your performance. The iXtrack T series is 100% ISOBUS compatible as standard, which means easy plug and play with any AEF certified terminal.



Precision Spraying

The iXtrack T range is equipped with a smooth, suspended parallelogram for an optimal boom performance.



Liquid Management

Optimal crop protection with environmental focus. The iXtrack T is providing value out of every drop of spray liquid, because every crop deserves the best care.



Stability

Stay save during work and transport. The iXtrack T has a low centre of gravity in combination with compact dimensions, means maximal stability of the sprayer.



Connectivity

Always directly connected to the iXtrack T sprayer with IsoMatch FarmCentre, IsoMatch TopService and IsoMatch TopRemote creating multiple opportunities for you.

*iXtrack T -
For farmers, made by farmers*

THE KVERNELAND SOLUTIONS

EVERY DROPLET IN THE CORRECT PLACE

The Kverneland iXtrack T trailed sprayer range is developed in cooperation with farmers and designed with focus on a short, low and compact design in combination with intelligent electronics and ease of use. The iXtrack T sprayer fulfills the requirements of farmers spraying today and tomorrow with its compact design, different tank volumes and high technology features.


1 For an Optimal Boom Performance
The parallelogram on the iXtrack T series combines stability with balancing and limited vertical movements. The HSA aluminium or HSS steel spray boom fold away compact over the patented tank design, keeping the boom away from the tractor cab and the centre of gravity low during transport. The iXtrack T4 and T6 series is equipped with a newly middle frame and balancing system. For the balancing system you have to choose between the system which is fully optimised for Boom Guide or the system which is especially designed for flatland conditions.

2 Stay Safe During Work and Transport
The iXtrack T has one central frame beam which is made out of heavy duty steel which provides higher flexibility and durability. The sprayer has a very low centre of gravity and compact dimensions which are beneficial for the operator.

3 Optimal Crop Protection
With the new tank design and integrated induction bowl, the valve panel has been re-designed for more user comfort. The tank outlet is close to the pump and valve panel, therefore short hoses are used to minimise rest liquid to one of the lowest in the market.

4 Suitable For Every Farmer
With the adjustable axles on the iXtrack T3/T4, on the iXtrack T3/T4, the track widths are easily changed in 5 centimetre steps over the full range from 1.50 to 2.25m. The single central frame, in combination with the special shaped parallelogram arms, create room for high tyres and allow a maximum steering angle. This ensures maximum steering possibilities with a tight turning radius, even on 1.50m or 1.80m track.

5 Simple Control to Boost Your Performance
The innovative iXspray hardware and software with intuitive touch interface guarantees an user friendly operation of the sprayer. With the IsoMatch Grip you can add control to the fingertips for easy control of the sprayer.



OPTIMAL STABILITY AND ACCURACY FOR MAXIMUM PERFORMANCE

The iXtrack T series has a low centre of gravity and compact dimensions for higher working speeds, safe transportation and easy parking on the yard. The T series has one central frame which is made out of heavy duty steel, also known as High Strength Low Alloyed, that has higher flexibility and durability to withstand the impacts of modern farming with higher driving speeds in the field as well as on the road. The frame is riveted instead of welded for example, which leads to a very strong and robust construction.

Easy Hitching

The drawbar for the iXtrack T3 and T4 is easy to change from top to low linkage or the other way around, depending on the linkage point of the tractor. The iXtrack T6 is available in combination with a low linkage.



Low linkage



Top linkage

Maximum Steering Possibilities

The iXtrack T series offers maximum user friendliness and comfort by having a steering axle which contributes to excellent stability in different field conditions. The track width can be changed from 1.50m (iXtrack T3/T4) or 1.80m (iXtrack T6) to 2.25 metres. This ensures maximum steering possibilities with a tight turning radius. The mudguards follow the steering angle and offer full protection of the nozzles, also in curves. The combination of small or narrow, but high tyres is ideal in row crops to reduce soil compaction.





Smooth and Suspended

The iXtrack T series is equipped with a smooth, suspended parallelogram that is active when in the field and in transport. The parallelogram combines optimal stability with soft boom balancing and limited vertical movement to minimise spray height deviations, securing correct crop coverage.



ErgoDrive Headland Management System

ErgoDrive headland management is standard equipment for the iXtrack T series.

ErgoDrive assists the operator on the headland turns. It is activated by simply switching ON or OFF and ErgoDrive controls all the necessary actions, while the operator can focus on driving safely.



THE KVERNELAND IXFLOW® AND IXCLEAN® SOLUTIONS

EASY TO CONTROL YOUR SPRAYER

Kverneland makes spraying easy and efficient. All functions on the control panel are easily to handle. The different iXclean® solutions make it even more easy to control your sprayer.



Easy Set Control Panel

The Easy Set control panel makes life easy by its intuitive operation. The controls are separated in a suction and pressure side. The valves are well protected behind the door: this keeps the operational area free of dirt and chemicals.



iXclean®

ENFO® priming and rinsing is standard on all Kverneland spray computers. Before spraying starts the spray lines are filled with chemicals exactly up to the nozzle by automatic shut off. After finishing or interruption, crop protection agents are automatically flushed out of the spray lines with a minimum of clean water consumption. This ENFO® technology optimises filling and cleaning of the spray lines. Accurate application, no waste of products and saving water are the benefits for the environment.



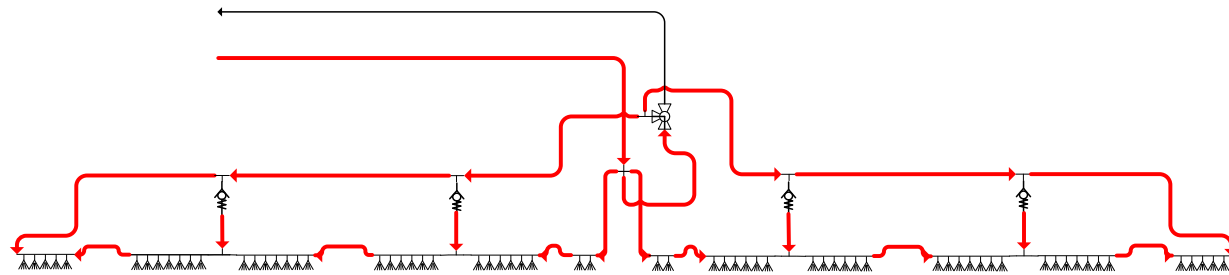
iXclean® Comfort

iXclean® Comfort is a semi-automatic valve control system. The combination of an electrical level indicator and suction valve provides operator comfort and accuracy; automatic filling stops when the programmed level is reached, and remote control of all ENFO® rinsing and priming functions are carried out from the cab! Simple prime the spray lines before you start and rinse them afterwards.

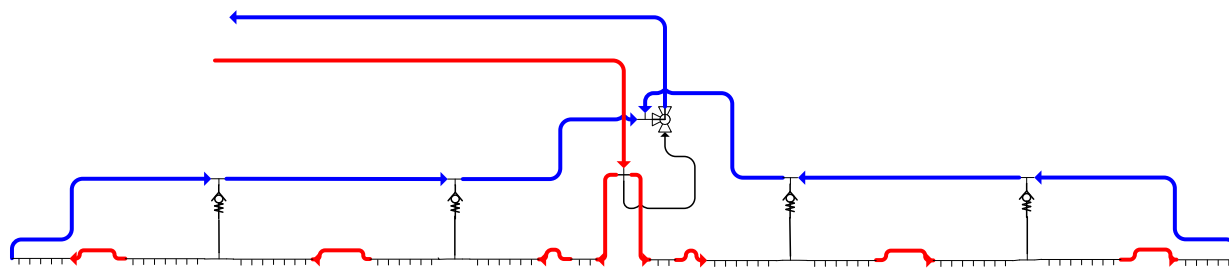


iXclean® Pro

iXclean® Pro is an advanced solution with fully automatic, electric valve management on ISOBUS sprayers. It means all functions can be controlled from the cab. Switching between filling, agitation, spraying, diluting, priming, rinsing and tank cleaning, is extremely easy: just push the button! In addition to auto filling, iXclean® Pro offers also a fully automatic multi-step rinsing and cleaning program with triple dilution for the entire sprayer. Pushing one button a comprehensive cleaning process including all lines will start. It is so thorough, that residue levels after automated cleaning are below 1%. iXclean® Pro for filling or cleaning: making every litre count!



Spraying on



Spraying off

For Increased Crop Quality and Cost Savings

iXflow-E® is the high pressure recirculation system with electric nozzle control. There is a free circulation of spray liquid with a return back to the tank as spraying stops. This means there is no sedimentation in the spray lines and no dead ends for spraying or cleaning, even when the boom is in vertical position. During spraying each section gets under pressure from both ends of the spray lines, so the operator can immediately start spraying without any pressure drop. iXflow-E® is available on the complete iXtrack T sprayer range in combination with HSS or HSA spray booms. So it is easy for the operator to program the number and size of sections which fits the best to their requirements and field situations. The combination of IsoMatch GEOCONTROL® and GPS allows the operator to reduce overlap and over dosing, to increase crop quality and save costs. All this in combination with even high flow rates, because there is no impact on the section length, no loss of pressure or an unequal flow between sections. iXflow-E® is also fully compatible with the iXclean® Pro automatic cleaning and rinsing functionality. Rest liquid is not returned into the tank with the result of minimisation of the technical rest volume in the tank and spot contamination at the farm or in the field is avoided.

iXflow® recirculation is also available as iXflow®-Air with air operated nozzles with a maximum of 15 sections. Air pressure supply can come from either a compressor or from the air brake system.

iXflowe



Electrical Level Indicator

The electrical level indicator (optional available) provides the actual tank volume to the spraying computer, as well as via the Focus 3 display on the Easy Set control panel. iXclean® Comfort and iXclean® Pro include the electrical level indicator as standard equipment.

Piston Diaphragm Pumps

Pumps with capacities of 200, 260, 400 and 520 l/min are available to suit different situations. The pump is located on the right hand side of the sprayer, behind the door, well protected, but still easy accessible. The tank outlet is close to the pump and short hoses are used to minimise rest liquid.

HSS AND HSA SPRAY BOOMS

HIGH TECH AND HEAVY DUTY QUALITY



The HSS spray boom combines a minimum of weight with maximum strength and stability. Special hardened Domex steel gives this spray boom a long lasting heavy duty high quality reputation. The aluminium bonding instead of welding of the HSA spray boom range provides a weight saving and gives remarkable strength.

HSS Spray Boom

The HSS spray boom is designed for professional use. Its triangular construction provides perfect integration of the stainless steel spray lines, nozzles and nozzle holders and the optimal hose routing where all is well protected. Working widths from 18 up to 40 metres with a variation in different section lengths offer the sprayer adapted to customer demands!



HSA Spray Boom

The HSA spray boom offers efficient protection of the nozzle holders within the bottom profile. This profile is designed for easy cleaning and much more. With no sharp angles, no liquid and residues can be trapped. The anodised surface protects against corrosion and scratches.



Compact and Stable

In transport position the HSA and HSS spray booms fold away nicely over the patented tank design and far away from the tractor cab. The results in a transport width of 2.55m and a height below 4m that together with the low gravity point provides excellent stability on the road, as well as in the field.



PERFECT BOOM GUIDANCE EVEN AT HIGHER SPEED



Perfect Balancing in Flatland Conditions


An especially designed balancing system for flatland conditions is available for HSS spray booms from 32-40 metres. This system does not require any electronic boom guidance in flatland areas. The advantage is a perfect boom guidance at higher speed and a total respect of the optimal nozzle distance to the crop, which results in highest efficiency of the application and reducing drift to a minimum level.

BOOM GUIDE

MAINTAIN YOUR BOOM HEIGHT!

Boom Guide Comfort

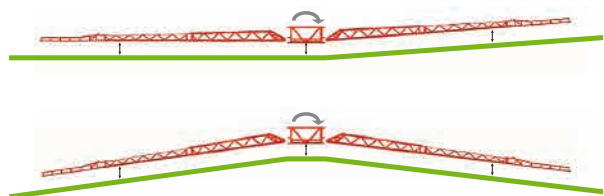
The two ultrasonic sensors on the boom can control the spray height via the central slope correction and boom lift functions. This cost-effective system is suited to gentle slopes, uneven crop conditions and lower driving speeds.



Boom Guide Comfort

Boom Guide Pro

This advanced system uses three ultrasonic sensors to control left- and right-hand boom wings independently for the ultimate guidance in the most challenging field conditions. It can deliver positive and negative lateral movement on each side of the boom to follow the contours in every condition!

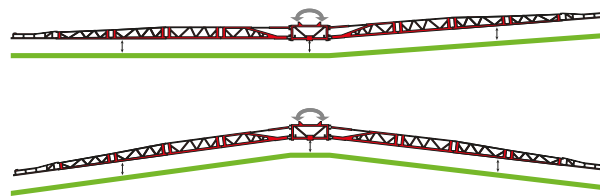


Boom Guide Pro



Boom Guide ProActive

The system proactively reacts on boom movement and controls both the central and independent slope correction, as well as boom lift functions to guide the boom over the crop canopy, soil surface or a combination of both modes.



Boom Guide ProActive

Boom Guide 5 Sensor Extension

The Boom Guide 5 sensor extension provides two additional ultrasonic sensors to provide more safety and keep Boom Guide functionality even when booms are symmetrically reduced.



Boom Guide 5 Sensor Extension

Easy and Precise Spraying

"We already used an IsoMatch Tellus GO in combination with our disc spreader. On the iXtrack T4, we installed an IsoMatch Tellus PRO. With this terminal you have two screens where you can see for example the sprayer functions and the section control functionalities in one display. This works very well because you can see immediately what was sprayed and what was not. We are planning to use this screen for our spreader now as well. We use the IsoMatch Grip to control the sprayer. You can configure this tool yourself which is very convenient, especially when you are used to it.

We use the ErgoDrive function as well. By pressing the button, you stop spraying, lift your booms and activate axle steering. This helps you to focus on steering instead of operating the sprayer. You press one button when leaving the field and one button when you enter the field again. This is convenient and simple.

The sprayer is equipped with axle steering. This prevents horizontal boom movements on the headland and while spraying in curves. This is especially helpful during liquid fertiliser application to prevent overdosing and underdosing.

We chose the iXclean Pro cleaning system to be able to clean thoroughly and quickly. It enables us to change chemicals for different crops like cereals, potatoes and sugar beet and to prevent rest liquid. After the cleaning cycle the sprayer is clean and rest liquid is prevented. This reduces the effect on the environment as well."

Wolter Jan Bos, The Netherlands
Mixed farm with arable crops and poultry
Seed potatoes, sugar beet and cereals



Maximum Productivity and Performance

"I am working now with the iXtrack T6. This is a nice machine from Kverneland with a big capacity, boom width of 40 metres and a tank capacity of 7.600 litres. I like this very much, because in a short period I can spray all my potatoes at the right time and that's very important for me.

I am spraying quite some powders and the suction via the chemical inductor is working very well. After filling the inductor is also rinsed very good. The sprayer also has an additional agitation pump which you can turn on during filling already, so the chemicals are mixed very well in the tank.

The sprayer is also equipped with GEOCONTROL®. This is the GPS section control, which you can easily adjust to how much overlap you would like to have. To spray against diseases you need 100% overlap and you can set it easily at 100% overlap. This means as the last spray nozzle comes in the overlap the section is switched off. If you have a more complicated spraying job like weed, and you would like to have less overlap, you can easily adjust it to 50% overlap for example. This means that it is switching off a bit earlier. You can even put it on 0%, so if you come in the overlap it is switching off sections immediately."

Marco Buijs, The Netherlands
Arable farmer
Potatoes, unions, sugar beet and wheat.



FULLY INTEGRATED CONCEPT

FOR MORE COMFORT AND EASY OPERATION

The iXtrack T series offers easy access to the valve panel, chemical inductor, storage locker, clean water tank, filters, pumps and much more!



Storage Locker

A storage locker is integrated on the left hand side behind the door allowing you to keep your safety and cleaning equipment or tools with you on the sprayer. An additional storage locker is available (as option) for the right hand side to create even more storage place.

Easy Accessible Filters

The transparent filter bowl provides direct view on the dirt degree of the suction filter without dismounting. A valve at the bottom allows emptying the filter content before removing the bowl to avoid contamination of the hands with chemicals. The self cleaning pressure filter prevents blocking via a continuous flow keeping the filter mesh clean. The undissolved particles are returned into the tank until they are completely dispersed.



Chemical Inductor

The chemical inductor is an integrated part of the tank design. It is located next to the valve panel for easy access. Equipped with a circular rinsing system and waterproof cover, it can be rinsed safely with closed cover. Big quantities of powder and difficult mixtures are injected without any problems within seconds!



Hand Wash Tap

You can wash your hands via the hand wash tap which is centrally located on the valve panel.

External washing (optional)

A cleaning kit with a 15 metre hose and a brush, can be connected to the pressure side of the pump. It is allowing pre-cleaning of the sprayer in the field, using water from the clean water tank.

Hydrant Filling

Optional available is a hydrant fill connection with anti return valve for direct filling under pressure.

Clean Water Tank

The 460 litre (iXtrack T3) or 620 litre (iXtrack T4/T6) clean water tank is equipped with a level indicator. It can be filled via the opening on the clean water tank as well as by the standard external connection on the Easy Set control panel.

Filling via the Suction Hose

External aspirated water is filtered first by the filter on the hose and then by the suction filter. In parallel you can already use the chemical inductor to add and premix chemicals.

Turbo Agitation System

The turbo agitation system keeps the mixture homogeneous during operation and can be easily switched off in case of foam risk or nearly empty tank. The powerful high pressure agitation with injector nozzles guarantees powerful mixing which you can activate after filling or a long break.

ISOMATCH GEOCONTROL®

BRINGS CLEAR BENEFITS

*IsoMatch GEOCONTROL®
gives more freedom*

IsoMatch GEOCONTROL®

IsoMatch GEOCONTROL® is an additional software application within the IsoMatch Tellus GO or PRO that helps you to control all ISOBUS compatible Kverneland Group machines such as sprayers or spreaders. Combined with a GPS receiver it fulfils the future needs in terms of easy, smart and efficient farming.

Section Control

Automatic switching on and off implement sections on headlands, boundaries and already covered areas to minimise overlap.

Variable Rate Control

Automatically adjusts the implement application rate based on input from the field prescription or crop sensors.

Documentation

Saves all operational job data and field maps for exchange via USB to farm management information systems.

Manual Guidance

- Advised driving position using guidance lines (straight, curved or combined) in the field and on headlands.
- Extendable using the optional IsoMatch InLine light bar, to place guidance in line of sights.
- Smart boundary recording: independent from the working width, even without any connected implement
- Boundary shrinking: create new inner boundaries by setting the desired width of the headland.
- Manual guidance for all operations, includes non-electric or non-ISOBUS implements. e.g. cultivators, mowers, tedders etc.



Clear Benefits

- Easy and comfortable operation, due to not having to manually switch on or off sections or change the application rate. You can focus 100% on driving in the field.
- More efficient work and avoiding overlap leads to cost savings of 5-10% on e.g. fertiliser or pesticides. Better growing conditions and increased yield.
- With IsoMatch GEOCONTROL®, working at night becomes very easy.



ISOMATCH GEOCONTROL®

COST SAVING WITH PAYBACK

The more precisely the spray liquid is applied, the easier it is to work and harvest, and the greater the possible yield.

Spraying with GPS and IsoMatch GEOCONTROL® in combination with a Kverneland ISOBUS compatible sprayer is a major step towards precision and cost saving. These machines are all equipped with ISOBUS technology which, with the help of the IsoMatch Tellus terminal, can be easily controlled.

This smart IsoMatch GEOCONTROL® technology prevents waste of expensive spray liquid and ensures perfect alignment on the headlands and in the triangles. Overlap is a thing of the past, which not only saves on crop protection agents, it also ensures a more equal crop yield and quality. Each plant receives exactly the same amount of crop protection.

iM Calculator App - Free to Download

After filling in the required data, the calculator clearly shows what you can save in terms of money. With GPS it is possible to accurately seed, spread and spray without any overlap. The iM Calculator App calculates the cost saving by using those GPS functionalities.

The amount of **spray liquid saved** depends on the size and shape of the field and may amount to more than **10%**. The iM Calculator App suitable for tablets is free for download from the App Store or Google Play. The desktop version of the calculator can be found at: <http://imcalculator.kvernelandgroup.com>





MANAGE YOUR FARM AS A BUSINESS WITH OUR ISOMATCH PRECISION FARMING OFFERING

Our precision farming offering is essential in managing your farming business with success. Applying electronics, software, satellite-technology, online tools and Big Data enables you to use your farming equipment more effectively and reach higher profitability of your crops.



*iM FARMING - smart,
efficient, easy farming*

*Speed up on the path towards
connected agriculture.
We offer you numerous options
and solutions for how to produce
more with less; utilise inputs
more efficiently and thereby
increase profits and
sustainability.*

Enhance Your Success with E-learning

IsoMatch Simulator is a free downloadable virtual training program. It simulates all functions of the IsoMatch Universal Terminals and Kverneland ISOBUS machines. Train yourself and make yourself familiar with your machine to avoid errors and enhance your machine performance.

The Best Overview in Farm Management

IsoMatch FarmCentre is the first of a series of telematics solutions. This fleet management solution is applicable for your ISOBUS machines in combination with an IsoMatch Tellus GO/PRO. Whether you wish to control your fleet, manage tasks remotely or analyse machine performance data, IsoMatch FarmCentre provides this in an efficient web application, linking implements, tractors, terminals and the cloud in one continuous flow of data and connectivity.





*Improve your performance
Maximum efficiency, minimum waste*

Be a PRO in Increasing Productivity

The **IsoMatch Tellus PRO** 12-inch terminal provides you with the optimal solution for an all-in-one control system inside the tractor cab. It is the centre for connecting all ISOBUS machines, running precision farming applications and Farm Management Systems. It offers everything you need to get the maximum out of your machines and crop, as well as cost savings in fertiliser, chemicals and seeds by using automatic section control and variable rate control. With the unique dual screen functionality it gives you the

opportunity to view and manage two machines and/or processes simultaneously.

Control Management

The **IsoMatch Tellus GO** is a cost-efficient 7-inch terminal, especially developed for managing the machine in a simple way. Easily set up the machine with the soft keys and simply use the hard keys and rotary switch for optimal control while driving.



Reduce overlap and save up to 15% on input costs with **IsoMatch GEOCONTROL®**

Maximum savings!
The IsoMatch GEOCONTROL® precision farming application includes Manual Guidance and Data Management free of charge. It is possible to expand this application with Section Control and/or Variable Rate Control.



IsoMatch Grip

This ISOBUS auxiliary device is made for maximum machine control and efficient farming. Operate up to 44 implement functions from one device.



IsoMatch Global

GPS antenna enabling satellite navigation for site-specific section control, variable rate application, manual guidance and field registration.



IsoMatch InLine

Light bar for manual guidance including section status information. Manage the distance from the A-B line and steer for the ideal position.



IsoMatch (Multi)Eye

Connect up to 4 cameras to the IsoMatch Universal Terminals. It gives you full control and overview of the entire machine operation.

ORIGINAL
PARTS

ORIGINAL PARTS & SERVICE

ONLY ORIGINAL PARTS WILL KEEP YOUR MACHINE A KVERNELAND



Did you know that our parts are manufactured to the same high standards and strict specifications as the Kverneland machines? Original Parts will always work and fit as intended, and are guaranteed to keep your machine running at maximum performance.

Kverneland has been a symbol of quality since 1879; the experience we have, combined with a constant strive to improve our products, ensures you the best parts available for your Kverneland machine. Parts and Service surrounds your machine with a safety-net; the quality ensures optimal usage of the machine, the quality of the parts refers to a low life-cycle cost and longer wearing time.

Our long term relationship starts at the purchase of your Kverneland machine, and we will continuously stay by your side for support and assistance. We will guide you on the way to make sure you achieve maximum performance, productivity and profit.

Do not compromise quality with cheap solutions, remember that only Original Kverneland parts are the guaranteed solution to achieve what is expected by a Kverneland machine.



Your Parts Specialist

Through our worldwide dealer network you will find your local dealer, whom is always prepared to assist you. Your Kverneland dealer knows every inch of your machine and will gladly provide the expertise needed to ensure that you are operating at maximum potential.

Your parts specialist has got all the parts that you need and will also have the facilities to service your machine. Make sure to visit your Kverneland dealer on a regular basis to be updated on promotions and product news that you will not find elsewhere.



Always Available

Time is money, and we know the importance of receiving the right parts at the right time! Your Kverneland dealer is supported by a massive distribution network to supply you with exactly what you need, when you need it.

Our main distribution centre is located in Metz, France. A strategic location for distributing parts to all corners of the world. With over 70.000 parts in stock and 24/7 service, we are ready to supply you with parts - at any time!



Easy Access to Information

Are you looking for a complete overview of parts for your machine? Maybe you are searching for more technical information? Our Online Search Database, *Quest*, provides all information available for your machine.


Various documentation like Parts Manuals, Operation Manuals, Software updates and FAQ's, it is all there. *Quest* is available in several different languages and can be accessed wherever and whenever. All answers are easy to find - just a few clicks away!

TECHNICAL DATA

Model	iXtrack T3		iXtrack T4			iXtrack T6		
1. Tank Size								
Nominal tank capacity (l)	2600	3200	3400	4000	4600	5200	6400	7600
Maximum tank capacity (l)	2780	3400	3840	4350	4835	5700	7000	8300
Clean water tank (l)	340	340	500	500	500	500	500	500
Clean water tank extension (l)	120	120	120	120	120	120	120	120
Hand wash tank (l)	32	32	32	32	32	32	32	32
Chemical inductor (l)	37	37	37	37	37	37	37	37
2. Empty Weight with Standard Tyres (Total Machine Incl. Boom)								
Standard tyres	300/95R52		270/95R54			380/90R46		
...with HSS 18m - HSS 24m 2PF	3350 kg - 3550 kg	3500 kg - 3700 kg						
...with HSS 18m - HSS 30m 2PF			3700 kg - 4400 kg	3750 kg - 4450 kg	3800 kg - 4500 kg	4900 kg - 5600 kg	5050 kg - 5750 kg	5200 kg - 5900 kg
...with HSS 27m - HSS 30m 3PF	3750 kg - 3850 kg	3900 kg - 4000 kg						
...with HSS 27m - HSS 40m 3PF			4100 kg - 4700 kg	4150 kg - 4750 kg	4200 kg - 4800 kg	5300 kg - 5800 kg	5450 kg - 5950 kg	5600 kg - 6100 kg
...with HSS 36(24)m	-	-	4600 kg	4650 kg	4700 kg	5700 kg	5850 kg	6000 kg
...with HSA 21m - HSA 24m	3600 kg - 3650 kg	3750 kg - 3800 kg						
...with HSA 21m - HSA 33m			3950 kg - 4400 kg	4000 kg - 4450 kg	4050 kg - 4500 kg	5150 kg - 5600 kg	5300 kg - 5750 kg	5450 kg - 5900 kg
3. Drawbar (Turnable)								
Top linkage in combination with pulling eye/ball coupling	Ø40mm fixed / Ø80mm ball coupling		Ø40mm fixed / Ø80mm ball coupling			-		
Hitch linkage in combination with pulling eye/ball coupling	Ø40mm fixed / Ø50mm rotating / Ø80mm ball coupling		Ø40mm fixed / Ø50mm rotating / Ø80mm ball coupling			Ø50mm rotating / Ø80mm ball coupling		
4. Wheel Axle								
Adjustable axle (in 5cm)	1.50 - 2.25m		1.50 - 2.25m			-		
Fixed steering axle	-		-			1.80 - 2.25m by changing rims		
Adjustable steering axle	1.50 - 2.25m		1.50 - 2.25m			-		
Turning radius (track 1.50m)	4.4m (340/85R48 or narrower)		5.5m (340/85R48 or narrower)			-		
Turning radius (track 1.80m)	-		-			6.30m		
Turning radius (track 2.25m)	4.15m		5.25m			6.10m		
Hydraulic brakes	○		○			-		
Hydraulic emergency brakes	○		○			-		
Air brakes	○		○			○		
Axle suspension	-		●			●		
5. Dimensions								
Wheel base (m)	4.15		5.10			6.00		
Length (m)	6.60 - 7.10		7.55 - 8.05			8.50 - 9.05		
Width x height (m) (depending of wheels and spray boom)	2.55 x 3.20		2.55 x 3.30			2.55 x 3.50		

Model	iXtrack T3	iXtrack T4	iXtrack T6
6. Pumps			
4 Piston-diaphragm pump 200 l/min	○	○	○
4 Piston-diaphragm pump 260 l/min	○	○	○
8 Piston-diaphragm pump 400 l/min (connected)	○	○	○
8 Piston-diaphragm pump 520 l/min (connected)	○	○	○
7. IsoMatch Products			
IsoMatch Tellus GO	○	○	○
IsoMatch Tellus PRO	○	○	○
IsoMatch Global	○	○	○
IsoMatch Eye	○	○	○
IsoMatch InLine	○	○	○
IsoMatch Grip	○	○	○
8. Options (Factory Fitted)			
Mechanical or electrical level indicator	○	○	○
iXclean®	●	●	●
iXclean® Comfort	○	○	○
iXclean® Pro automatic valve management system	○	○	○
ErgoDrive headland management system	●	●	●
iXflow-E® or iXflow®-Air recirculation system	○	○	○
Headland Curve Assist	-	○	○
Boom Guide Comfort	○	○	○
Boom Guide Pro	○	○	○
Boom Guide ProActive	-	○	○
Boom Guide 5 sensor extension	-	○	○
9. Accessories (Also Loose Available)			
High pressure agitation	○	○	○
Outside cleaning set	○	○	○
Sensing skids	○	○	○
Suction hose 3"	○	○	○
Suction hose frame	○	○	○
Non-return valve set 3" for suction hose	○	○	○
Float	○	○	○
Urea sieve	○	○	○
LED boom lights and rotating beacon	○	○	○
Hydrant filling connection	○	○	○
Pump out connection	○	○	○
Additional storage locker	○	○	○
Electrical border or verge nozzle	○	○	○
Turning mud guards (400-550-700mm)	○	○	○
Spray gun	○	○	○
Tip end protection (for HSS booms)	○	○	○

● = Standard equipment ○ = Option



KVERNELAND IXTRACK T3/T4/T6

TECHNICAL DATA

Model	iXtrack T3			iXtrack T4/iXtrack T6			
	HSS 18-24m	HSA 21-24m	HSS 27-30m	HSS 18-30m	HSA 21-33m	HSS 27-40m	HSS 36m
1. Basic Boom Functionality							
Working width (m)	18/20/21/24	21/24	27/28/30	18/20/21/24/27/28/30	21/24/27/28/30/32/33	27/28/30/32/33/34/36/38/39/40	36
Material	Steel	Aluminium	Steel	Steel	Aluminium	Steel	Steel
Folding principle	Two-part side folding	Two-part side folding	Three-part side folding	Two-part side folding	Two-part side folding	Three-part side folding	Three-part side folding
Symmetric folding (m)	12/12/12/12	12/12	21/21/21	12/12/12/12/12/12/12	12/12/15/15/15/17/17	21/21/21/28/28/28/28/28/28	24
Asymmetric folding (m)	15/16/16.5/18	16.5/18	24/24.5/25.5	15/16/16.5/18/21/21.5/22.5	16.5/18/21/21.5/22.5/24.5/25	24/24.5/25.5/30/30.5/31/32/33/33.5/34	30
Lift range - boom height (cm)	45-245			45-245			45-245
Parallelogram transport suspension	●	●	●	●	●	●	●
2. Boom Hydraulics							
Hydro package Comfort 2: 2-part folded contains oil-circuit for:	HSS 18-24m	HSA 21-24m	HSS 27-30m	HSS 18-30m	HSA 21-33m	HSS 27-40m	HSS 36m
1. Parallelogram lift	○	○		○	○		
2. Symmetric and asymmetric boom reduction							
3. Slope correction							
4. Hydraulic locking							
Hydro package Comfort 2: 3-part folded contains oil-circuit for:			○			○	○
1. Parallelogram lift							
2. Symmetric and asymmetric boom reduction (only third boom part)							
3. Slope correction							
4. Hydraulic locking							
Hydro package Comfort 3: 2-part folded contains oil-circuit for:	○	○		○	○		
1. Parallelogram lift							
2. Symmetric and asymmetric boom reduction							
3. Slope correction							
4. Hydraulic locking							
5. Independent slope correction							
Hydro package Comfort 3: 3-part folded contains oil-circuit for:			○			○	○
1. Parallelogram lift							
2. Symmetric and asymmetric boom reduction (only third boom part)							
3. Slope correction							
4. Hydraulic locking							
5. Independent slope correction							

● = Standard equipment ○ = Option



Information provided in this brochure is made for general information purposes only and for worldwide circulation. Inaccuracies, errors or omissions may occur and the information may thus not constitute basis for any legal claim against Kverneland Group. Availability of models, specifications and optional equipment may differ from country to country. Please consult your local dealer. Kverneland Group reserves the right at any time to make changes to the design or specifications shown or described, to add or remove features, without any notice or obligations. Safety devices may have been removed from the machines for illustration purposes only, in order to better present functions of the machines. To avoid risk of injury, safety devices must never be removed. If removal of safety devices is necessary, e.g. for maintenance purposes, please contact proper assistance or supervision of a technical assistant.
© Kverneland Group Nieuw-Vennep BV

WHEN FARMING MEANS BUSINESS

kverneland.com